

EyeMed Vision Care Member Website Guide

As an EyeMed member you have 24/7 access to the details of your vision plan benefit. View your benefits, locate a provider, print an ID card or view claim status with the click of a button.



Registration Is Simple

Step 1

Enter **www.EyeMedVisionCare.com/member** in the Web address line on your browser.

Step 2

Click on the **create an online account now** link.

*If at any time you are unable to remember your login information, simply use the **Forgot User ID** and/or **Forgot Password** feature on the Member Web login page to receive a reminder.*

Step 3

Fill out and submit the Member Web registration form.


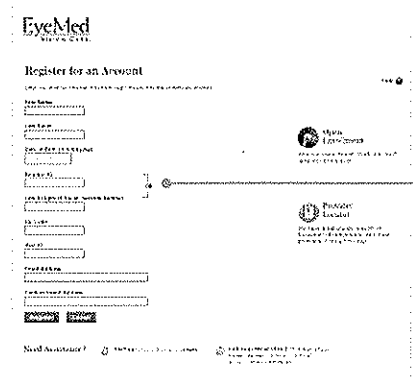

*Note that you may use your member ID (located on your ID card) **OR** enter the last 4 digits of your social security number.*

Step 4

You will receive an e-mail with a link to verify your registration.

Step 5

After selecting a password on the verification page, you will be automatically logged in and taken to the Member Web home page.



EyeMed
VISION CARE®