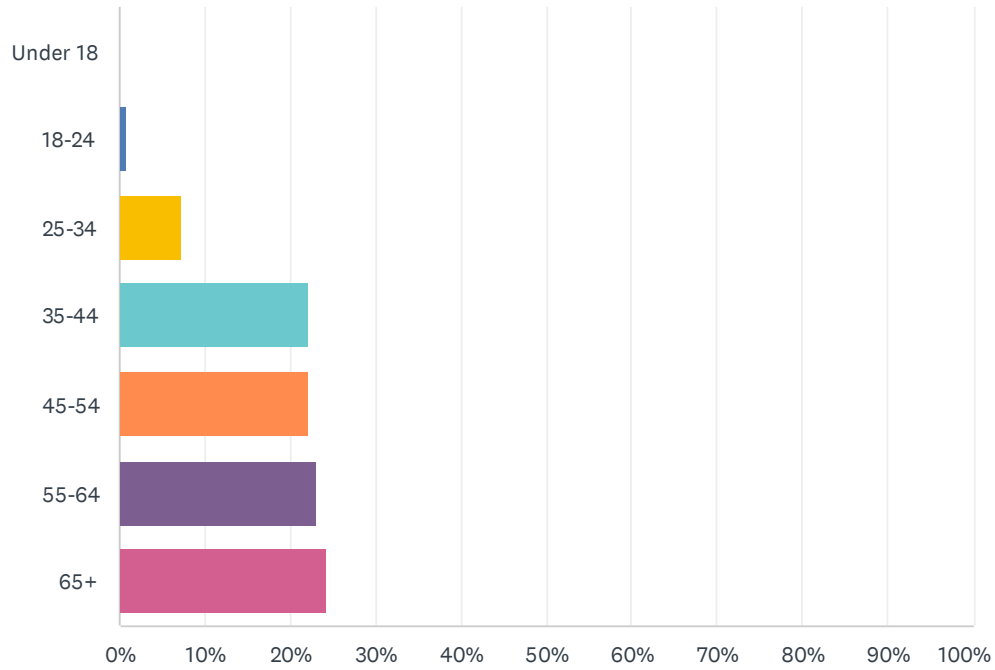


## Q1 What age group do you belong to?

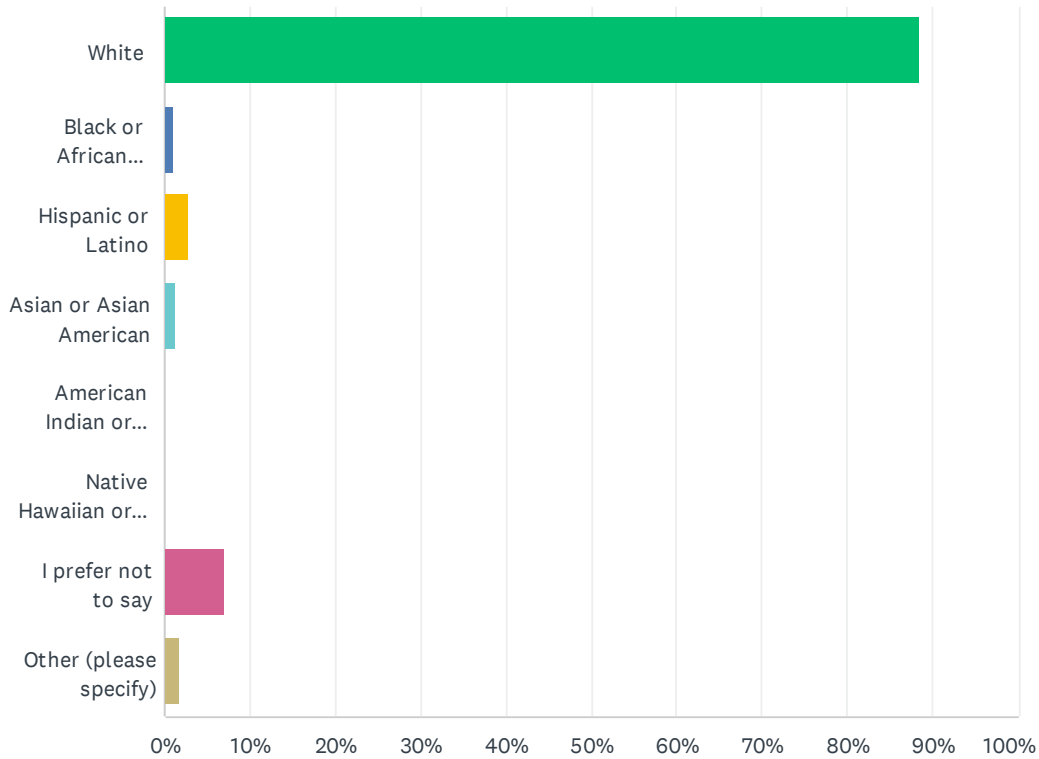
Answered: 441 Skipped: 1



ANSWER CHOICES	RESPONSES	
Under 18	0.00%	0
18-24	0.91%	4
25-34	7.26%	32
35-44	22.22%	98
45-54	22.22%	98
55-64	23.13%	102
65+	24.26%	107
<b>TOTAL</b>		<b>441</b>

## Q2 What are the racial or ethnic identities that best describe you. Please check all that apply.

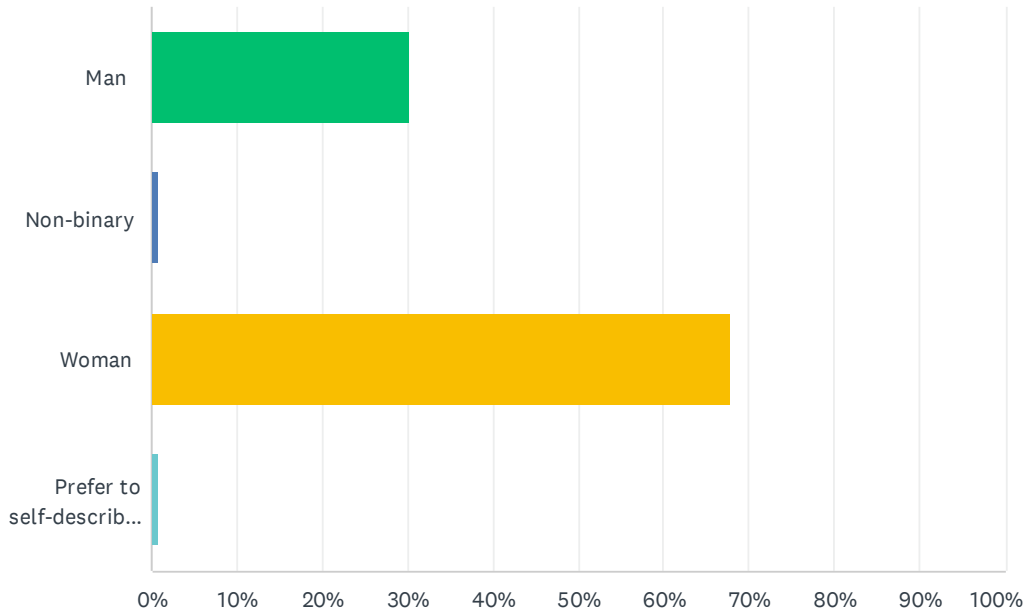
Answered: 442 Skipped: 0



ANSWER CHOICES	RESPONSES	
White	88.46%	391
Black or African American	1.13%	5
Hispanic or Latino	2.71%	12
Asian or Asian American	1.36%	6
American Indian or Alaska Native	0.00%	0
Native Hawaiian or other Pacific Islander	0.00%	0
I prefer not to say	7.01%	31
Other (please specify)	1.81%	8
Total Respondents: 442		

### Q3 Gender: How do you identify?

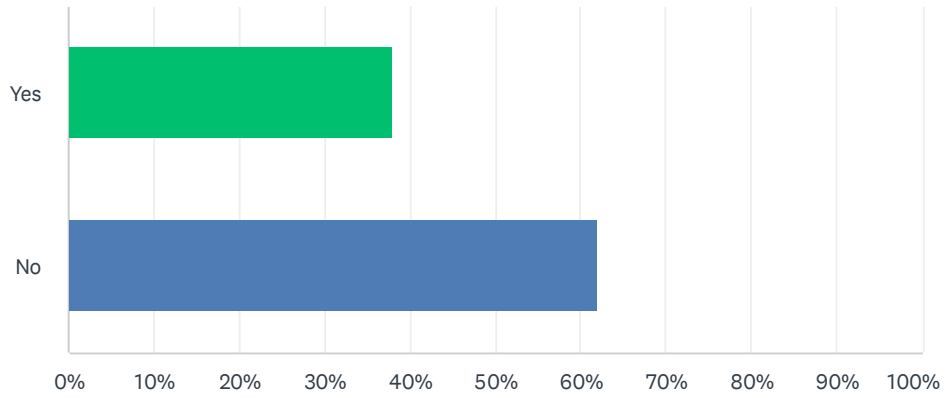
Answered: 439 Skipped: 3



ANSWER CHOICES	RESPONSES	
Man	30.30%	133
Non-binary	0.91%	4
Woman	67.88%	298
Prefer to self-describe, below	0.91%	4
<b>TOTAL</b>		<b>439</b>

## Q4 I identify as an individual with lived experience

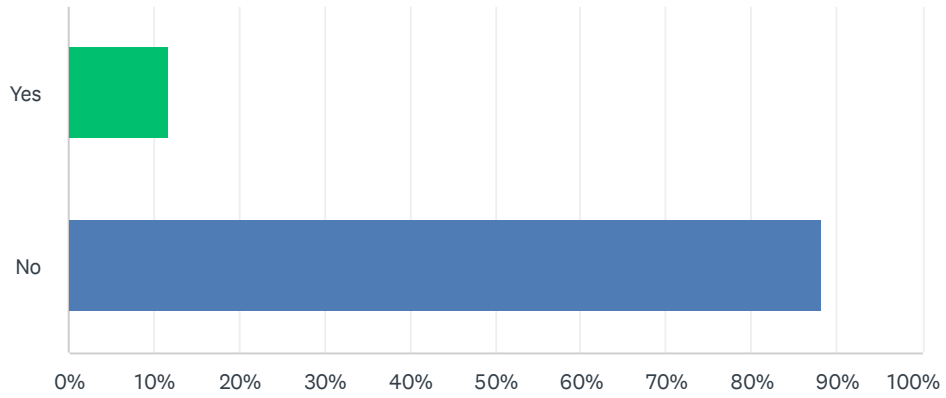
Answered: 385 Skipped: 57



ANSWER CHOICES	RESPONSES	
Yes	37.92%	146
No	62.08%	239
TOTAL		385

## Q5 I am in recovery

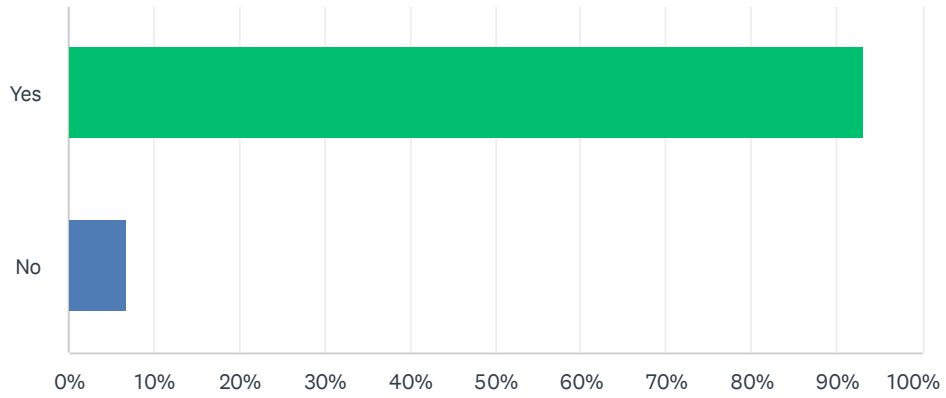
Answered: 385 Skipped: 57



ANSWER CHOICES	RESPONSES	
Yes	11.69%	45
No	88.31%	340
TOTAL		385

## Q6 I am a Weymouth resident

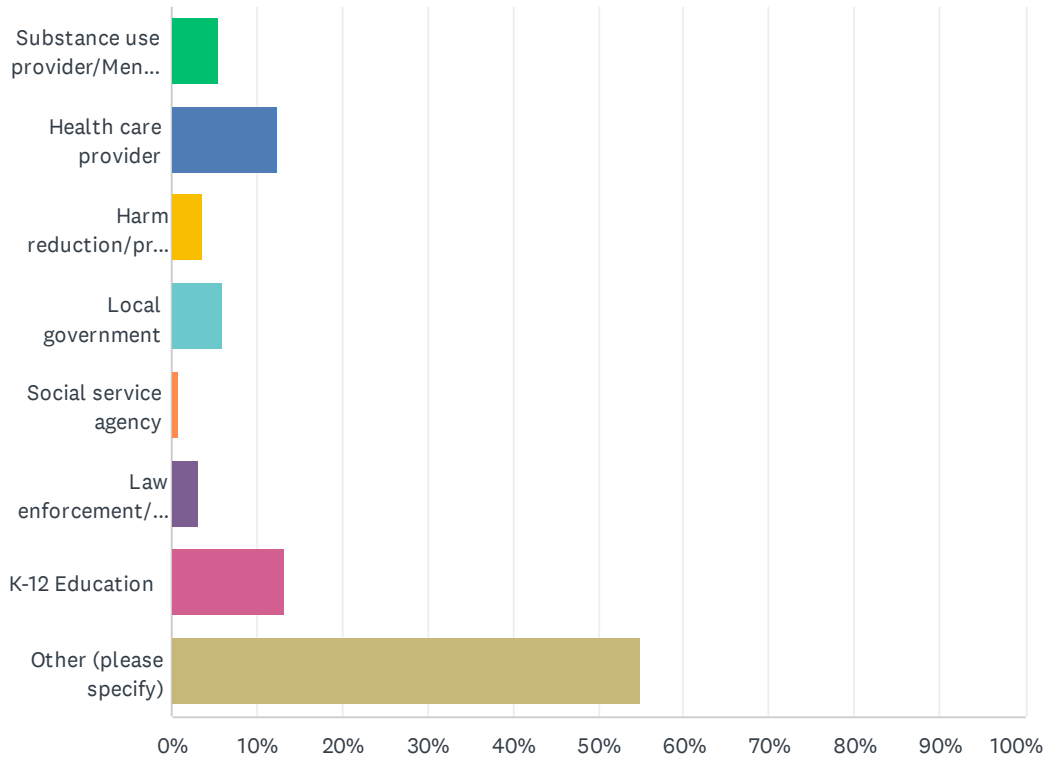
Answered: 391 Skipped: 51



ANSWER CHOICES	RESPONSES	
Yes	93.09%	364
No	6.91%	27
TOTAL		391

## Q7 I represent one of the following organizations

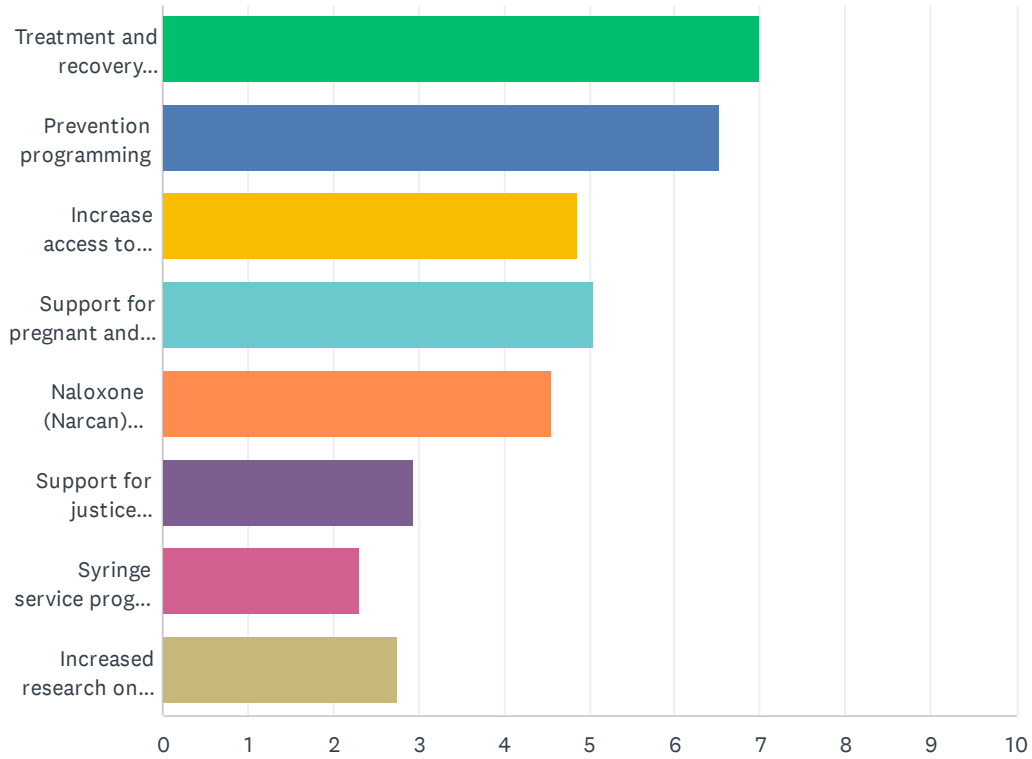
Answered: 249 Skipped: 193



ANSWER CHOICES	RESPONSES	
Substance use provider/Mental Health provider	5.62%	14
Health care provider	12.45%	31
Harm reduction/prevention provider	3.61%	9
Local government	6.02%	15
Social service agency	0.80%	2
Law enforcement/First responders	3.21%	8
K-12 Education	13.25%	33
Other (please specify)	55.02%	137
<b>TOTAL</b>		<b>249</b>

Q8 Which of the following priorities is most important for the expenditure of opioid settlement funds? Rank in order of importance where 1 is the most important and 8 is the least important. Drag and drop to reorder answers in the list.

Answered: 296 Skipped: 146



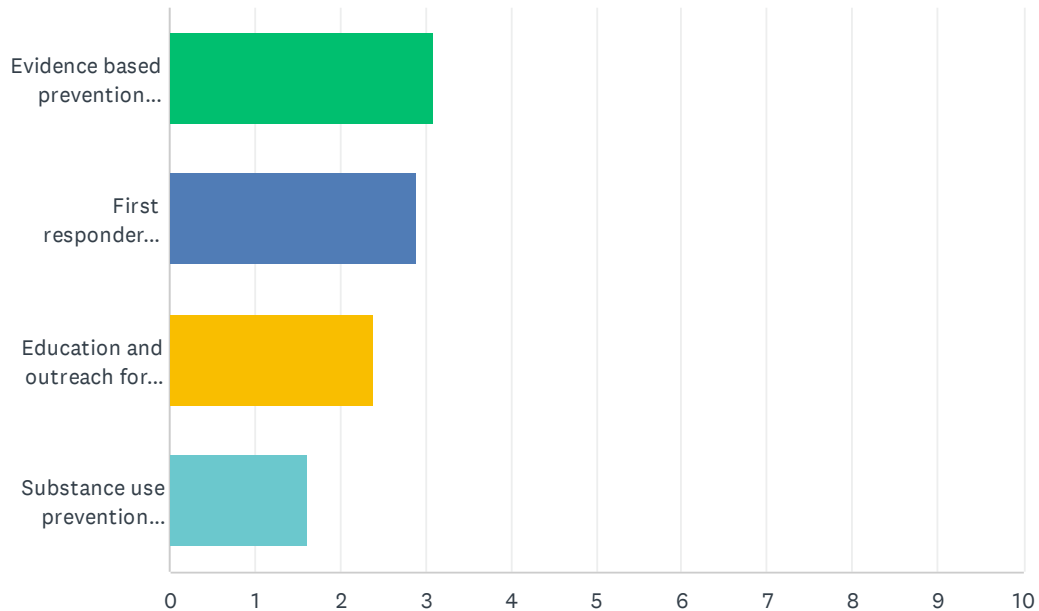


## Opioid Settlement Funds Community Survey

	1	2	3	4	5	6	7	8	TOTAL	SCORE
Treatment and recovery services (i.e. peer support and increased services for those with SUD and co-occurring mental health diagnoses)	44.93% 133	30.41% 90	13.18% 39	5.07% 15	5.07% 15	0.68% 2	0.34% 1	0.34% 1	296	7.00
Prevention programming	34.80% 103	31.76% 94	11.49% 34	9.12% 27	6.08% 18	2.03% 6	1.69% 5	3.04% 9	296	6.52
Increase access to medications for opioid use disorder (MUOD)	1.69% 5	10.47% 31	26.35% 78	22.64% 67	19.59% 58	12.16% 36	5.74% 17	1.35% 4	296	4.86
Support for pregnant and post-partum individuals impacted by OUD including infants with Neonatal Abstinence Syndrome	5.07% 15	12.84% 38	21.62% 64	27.36% 81	17.23% 51	10.14% 30	4.05% 12	1.69% 5	296	5.06
Naloxone (Narcan) distribution	6.76% 20	8.11% 24	14.19% 42	15.54% 46	29.39% 87	16.89% 50	5.74% 17	3.38% 10	296	4.57
Support for justice involved individuals	0.68% 2	2.70% 8	3.04% 9	6.08% 18	9.80% 29	38.85% 115	26.69% 79	12.16% 36	296	2.94
Syringe service program (SSP)	2.70% 8	1.01% 3	2.36% 7	5.74% 17	3.72% 11	10.47% 31	37.84% 112	36.15% 107	296	2.30
Increased research on opioid abatement strategies	3.38% 10	2.70% 8	7.77% 23	8.45% 25	9.12% 27	8.78% 26	17.91% 53	41.89% 124	296	2.75

**Q9 Which prevention activities are most important to support? Rank in order of importance where 1 is the most important and 4 is the least important.**

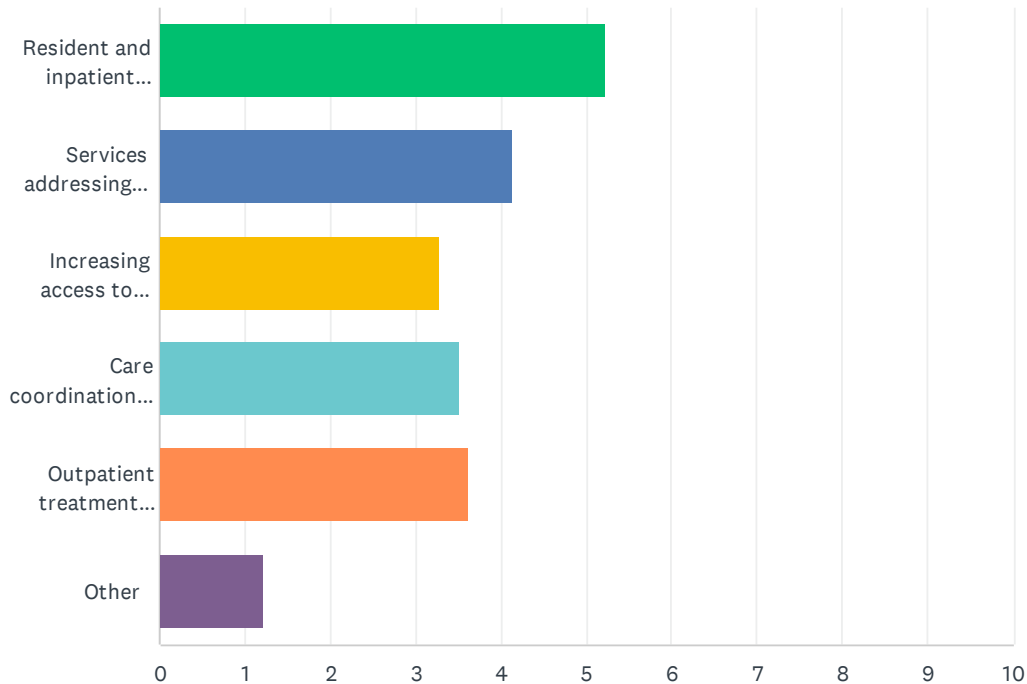
Answered: 250 Skipped: 192



	1	2	3	4	TOTAL	SCORE
Evidence based prevention programming in K-12	48.00% 120	22.40% 56	20.80% 52	8.80% 22	250	3.10
First responder training to better connect with individuals with OUD	32.80% 82	34.00% 85	24.00% 60	9.20% 23	250	2.90
Education and outreach for medical providers and safer opioid prescribing	14.00% 35	31.60% 79	33.60% 84	20.80% 52	250	2.39
Substance use prevention media campaigns	5.20% 13	12.00% 30	21.60% 54	61.20% 153	250	1.61

### Q10 Which treatment/recovery support services are most important to support? Rank in order of importance where 1 is the most important and 5 is least important.

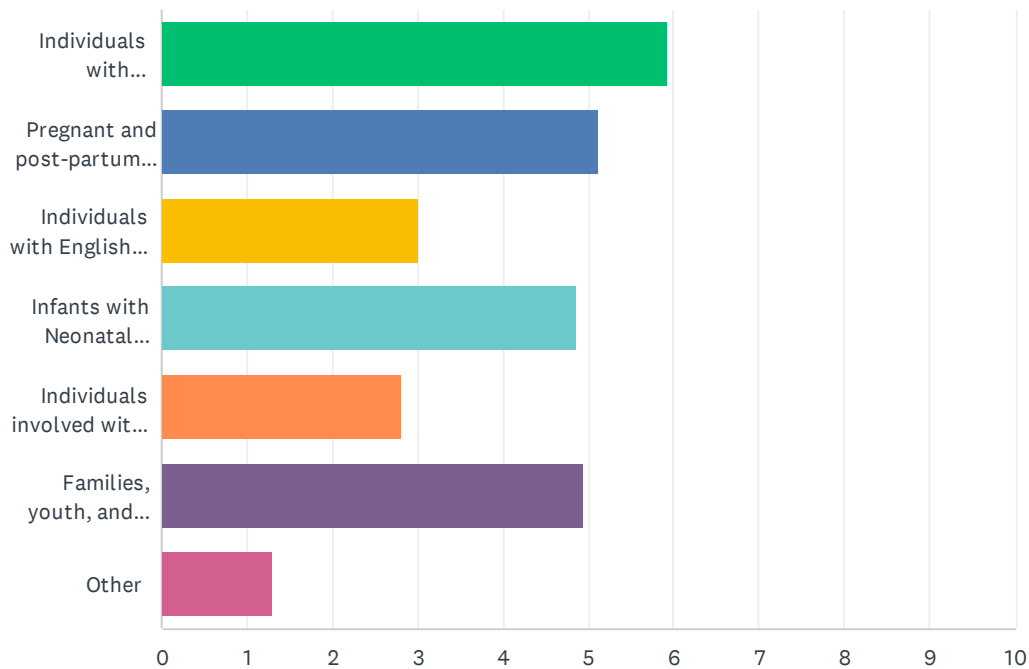
Answered: 249 Skipped: 193



	1	2	3	4	5	6	TOTAL	SCORE
Resident and inpatient treatment programs	59.84% 149	19.28% 48	10.04% 25	6.02% 15	4.02% 10	0.80% 2	249	5.22
Services addressing social factors of SUD including transportation, housing and employment	16.06% 40	26.51% 66	26.51% 66	20.48% 51	7.63% 19	2.81% 7	249	4.14
Increasing access to medication use to treat OUD including methadone, buprenorphine, and Narcan	5.22% 13	12.45% 31	23.29% 58	26.51% 66	28.92% 72	3.61% 9	249	3.28
Care coordination services such as warm-hand off into services from inpatient or institutional settings	5.22% 13	18.07% 45	24.10% 60	29.72% 74	21.69% 54	1.20% 3	249	3.52
Outpatient treatment programming	10.84% 27	23.69% 59	16.06% 40	16.06% 40	32.53% 81	0.80% 2	249	3.62
Other	2.81% 7	0.00% 0	0.00% 0	1.20% 3	5.22% 13	90.76% 226	249	1.22

### Q11 Which communities or populations are most important to prioritize with opioid abatement funding? Rank in order of importance where 1 is the most important and 6 is the least important.

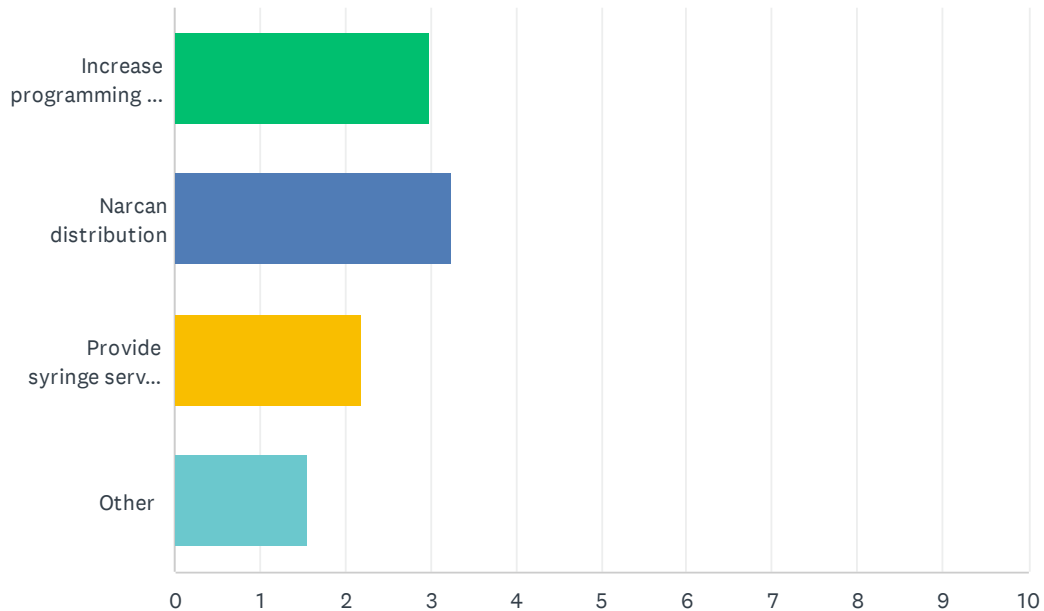
Answered: 257 Skipped: 185



	1	2	3	4	5	6	7	TOTAL	SCORE
Individuals with co-occurring SUD and mental health diagnoses	48.64% 125	19.84% 51	11.67% 30	16.34% 42	2.72% 7	0.78% 2	0.00% 0	257	5.93
Pregnant and post-partum women	6.23% 16	33.46% 86	32.68% 84	22.57% 58	4.28% 11	0.78% 2	0.00% 0	257	5.12
Individuals with English as a second language	0.78% 2	1.95% 5	10.12% 26	10.12% 26	47.08% 121	21.40% 55	8.56% 22	257	3.01
Infants with Neonatal Abstinence Syndrome	22.57% 58	15.56% 40	21.40% 55	18.68% 48	10.51% 27	11.28% 29	0.00% 0	257	4.87
Individuals involved with the criminal justice system	1.56% 4	4.28% 11	4.28% 11	12.06% 31	23.74% 61	50.58% 130	3.50% 9	257	2.82
Families, youth, and adolescents at risk for opioid use disorder	18.68% 48	24.12% 62	19.46% 50	18.68% 48	9.34% 24	8.56% 22	1.17% 3	257	4.94
Other	1.56% 4	0.78% 2	0.39% 1	1.56% 4	2.33% 6	6.61% 17	86.77% 223	257	1.31

Q12 Which harm reduction strategies are most important to fund? Rank in order of importance where 1 is the most important and 4 is the least important.

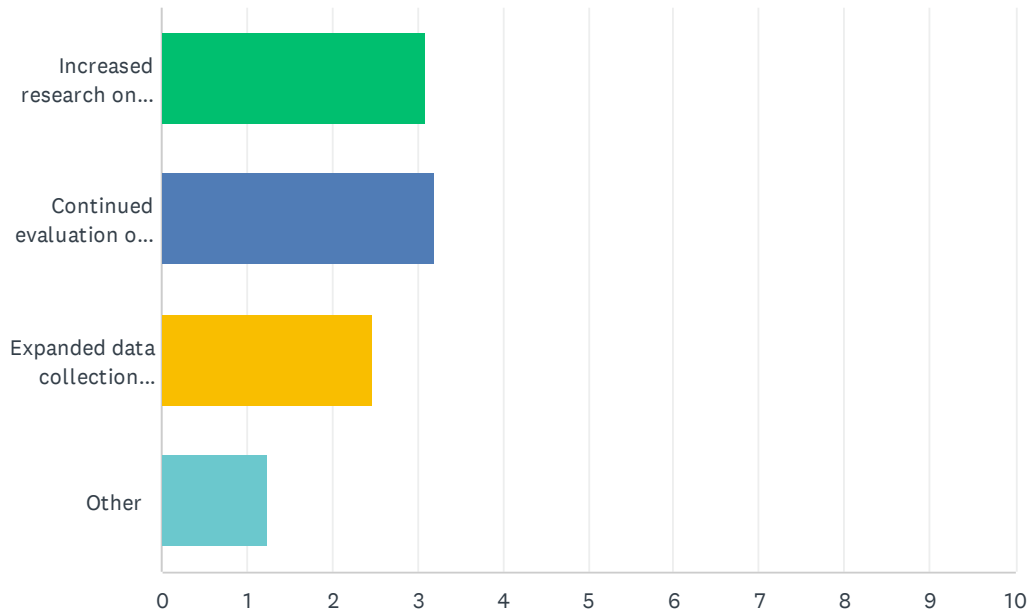
Answered: 177 Skipped: 265



	1	2	3	4	TOTAL	SCORE
Increase programming to divert individuals from the justice system	33.33% 59	37.85% 67	23.16% 41	5.65% 10	177	2.99
Narcan distribution	43.50% 77	39.55% 70	15.82% 28	1.13% 2	177	3.25
Provide syringe service programs (SSPs)	11.30% 20	19.21% 34	46.89% 83	22.60% 40	177	2.19
Other	11.86% 21	3.39% 6	14.12% 25	70.62% 125	177	1.56

**Q13 Which data and evaluation activities are most important to fund?  
Rank in order of importance where 1 is the most important and 4 is the least important.**

Answered: 158 Skipped: 284



	1	2	3	4	TOTAL	SCORE
Increased research on upcoming and best practices	31.65% 50	49.37% 78	16.46% 26	2.53% 4	158	3.10
Continued evaluation of opioid abatement strategies	45.57% 72	30.38% 48	21.52% 34	2.53% 4	158	3.19
Expanded data collection activities	15.82% 25	19.62% 31	60.76% 96	3.80% 6	158	2.47
Other	6.96% 11	0.63% 1	1.27% 2	91.14% 144	158	1.23